

Diatom Flora of the Low Countries

Eunotia incisa Gregory 1854

Basionym: *Eunotia incisa* Gregory 1854

Morphology

Valves with straight to concave ventral margins. Dorsal margins convex, curving continually from proximal parts to the acutely rounded nose-like apices. Terminal raphe nodules distinctly removed from the ends. Terminal raphe ends lying in the mantle forming notches in the valve, not ascending to the valve face.

Frustules in girdle view rectilinear to quadratic, often trapeziform or parallelogram.

Morphometrics

| Source | Length (µm) | Width (µm) | Striae (in 10 µm) | Areolae (in 10 µm) |
|------------------------------------|-------------|------------|-------------------|--------------------|
| Own data (n=30) | 23–29.5 | 3.5–5.1 | 15.5–21.5 | |
| Krammer & Lange-Bertalot 1997-2004 | 13–50 (65) | (2)4–6(8) | (9)12–17(20) | |
| Lange-Bertalot et al. 2011 | 10–ca. 56 | 3–7 | 16–22 | |
| Lange-Bertalot et al. 2017 | 10–56 | 3–7 | 16–22 | 40-45 |

Related species

Eunotia boreoalpina Lange-Bertalot & Nörpel-Schempp (wider spaced striae; drawn-out poles); *E. rhomboidea* Hustedt (less rectangular in girdle view; less nose-like apices); *E. incisadistans* Lange-Bertalot & Sienkiewics (wider spaced striae).

Distribution

Frequent in Central Europe, often very abundant. Bosbeek Venhof, Lossing uit 't Loom (Nartheciumbeek), Bosbeek, Rolvennen Noord, Elfenmeer Ven Meinweg, Haeselaarsbroek poel onderaan terrasrand(NL).

Ecology

Electrolyte poor, oligotrophic to dystrophic fresh water habitats

Ecological values

Indicator values (Van Dam et al. 1994)

| R | H | N | O | S | T | M |
|---|---|---|---|---|---|---|
| 2 | 1 | 1 | 1 | 1 | 1 | 2 |

IPS
(Cemagref 1982)

| IPS-S | IPS-V |
|-------|-------|
| 5 | 1 |

Rott et al. 1997, 1999

| Rott SI s | Rott SI v | Rott TI s | Rott TI v |
|-----------|-----------|-----------|-----------|
| 1 | 5 | 0.6 | 2 |


TDI
(Kelly & Whitton 1995)

| TI-S | TI-V |
|------|------|
| 1 | 3 |


Diatom Flora of the Low Countries

Remarks

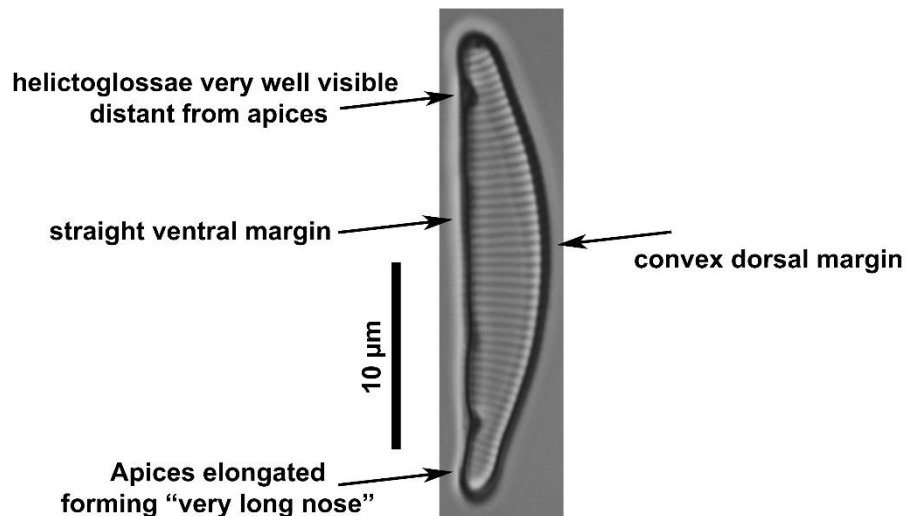
Zeesserven, Ommen (NI)
23/5/2017



10 µm



Teratological forms



References:

- Krammer, K. & H. Lange-Bertalot (1997-2004) Bacillariophyceae. Süßwasserflora von Mitteleuropa 2/1-4.
- Lange-Bertalot, H., M. Bak & A. Witkowski (2011) *Eunotia* and some related genera. Diatoms of Europe 6.
- Lange-Bertalot, H., G. Hofmann, M. Werum & M. Cantonati (2017) Freshwater Benthic Diatoms of Central Europe.

Diatom Flora of the Low Countries

Citation:

G.L.Verweij, 2019, *Eunotia incisa*. In Diatom Flora of the Low Countries. NVKD.
Retrieved from <http://www.nvkd-diatom.nl/species>